DURGA
ANALYTICS

DurgaGovern: End-to-End Governance for the Modern Enterprise

A complete program to turn governance from a PowerPoint topic into a working capability embedded in your day-to-day decisions.

© 2025 Durga Analytics. All rights reserved.

© 2025 Durga Analytics. All rights reserved

The Modern Data Paradox: Investment is High, but Trust Remains Elusive



You've invested in a modern data stack, but the promise of speed, trust, and compliance feels out of reach. Governance remains fragmented, with overlapping committees, multiple glossaries, and unclear ownership.

- Endless reconciliation between reports and systems.
- Delays in analytics and AI initiatives due to data access and quality issues.
- Conflicting KPIs across finance, risk, and sales.
- Rising operational and regulatory risk.

© 2025 Durga Analytics. All rights reserved

Why Traditional Governance Initiatives Fail to to Deliver Value

Past approaches often treat governance as a theoretical exercise, disconnected from the teams that create and consume data. This leads to frameworks that exist only on paper.

Failed Approaches

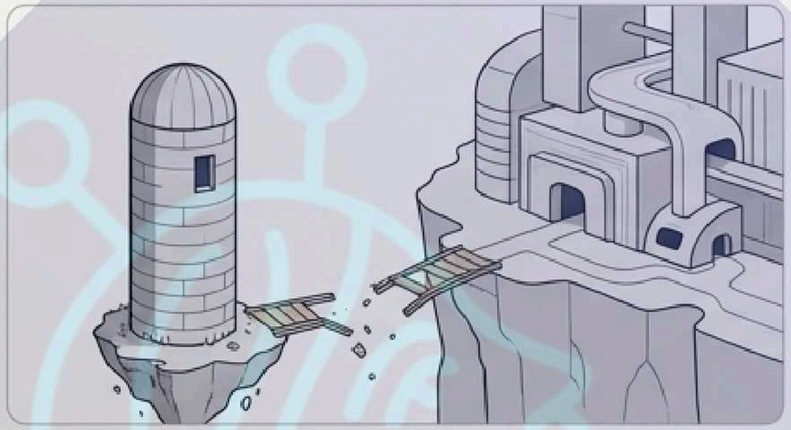

Governance as a Project
Treated as a one-time, siloed fix rather than an ongoing capability.



Tool-First
Buying technology before defining the business outcomes, processes, and operating model.

Ivory Tower Policies
Creating rules in isolation that are ignored by business and technology teams.

Manual & Reactive
Relying on Excel-based data dictionaries and after-the-fact cleanup.

DURGA ANALYTICS

© 2025 Durga Analytics. All rights reserved

The Strategic Cost of a Persistent Governance Gap

Eroded Trust & Decision Velocity

Inconsistent reporting undermines confidence in business intelligence, slowing down critical decisions.

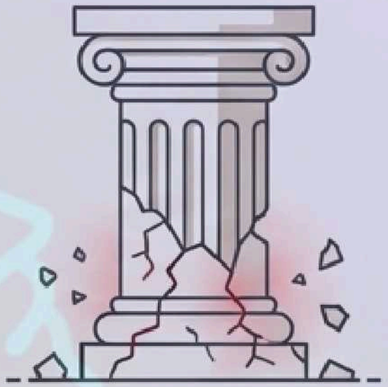

Increased Operational & Regulatory Risk

Lack of clear ownership and lineage creates audit-ready documentation challenges and exposes the business to privacy and compliance violations.

Stifled Innovation

Promising AI and ML initiatives are blocked by poor data quality, unclear definitions, and ambiguous access controls.

Wasted Resources & Rework

Data teams spend more time on reconciliation and fire-fighting than on value-added analysis, leading to significant rework and project delays.

DURGA ANALYTICS

© 2025 Durga Analytics. All rights reserved

Our Vision: Governance as an Embedded Capability, Not a Project

We move beyond high-level frameworks. We translate principles into the concrete processes, roles, workflows, tools, and KPIs that your teams will actually use.

From Slides to System

We deliver a fully documented and operational data governance capability, not just recommendations.



Business-First, Not Tool-First

We start with your desired outcomes—like trusted reporting or AI readiness—and align the entire program to them.

Designed to Scale

We provide a modular blueprint that extends from a single domain to an enterprise-wide capability across cloud, on-prem, and hybrid environments.

© 2025 Durga Analytics. All rights reserved

The DurgaGovern Difference: From a Cost Center to a Value Accelerator

Traditional Approach		DurgaGovern
Focus: Compliance-driven & Reactive	→	**Outcome-driven** (Trusted KPIs, AI Readiness, Faster Onboarding)
Model: Centralized Bottleneck	→	**Federated & Embedded** (Domain-based ownership)
Process: Manual & Static (Excel-based)	→	**Automated & Dynamic** (Integrated with your data stack)
Scope: A Siloed 'Project'	→	**An End-to-End Enterprise Capability**

© 2025 Durga Analytics. All rights reserved

The Business Outcomes of an End-to-End Governance Program

- Single, trusted definition of key KPIs across finance, risk, sales, and operations
- Reduced reconciliation effort between reports and systems
- Improved confidence in regulatory and board reporting
- Faster onboarding of new products, channels, and data sources
- Clear ownership for data issues and quality improvement
- Higher success rate for analytics and AI initiatives
- Audit-ready documentation for controls and data flows
- A strong foundation for Data Mesh and Data Product strategies

© 2025 Durga Analytics. All rights reserved

Our Methodology: The Six Pillars of End-to-End Governance

We structure our program around six interlocking pillars—covering strategy, people, process, technology, and controls—to ensure the capability is both complete and practical.

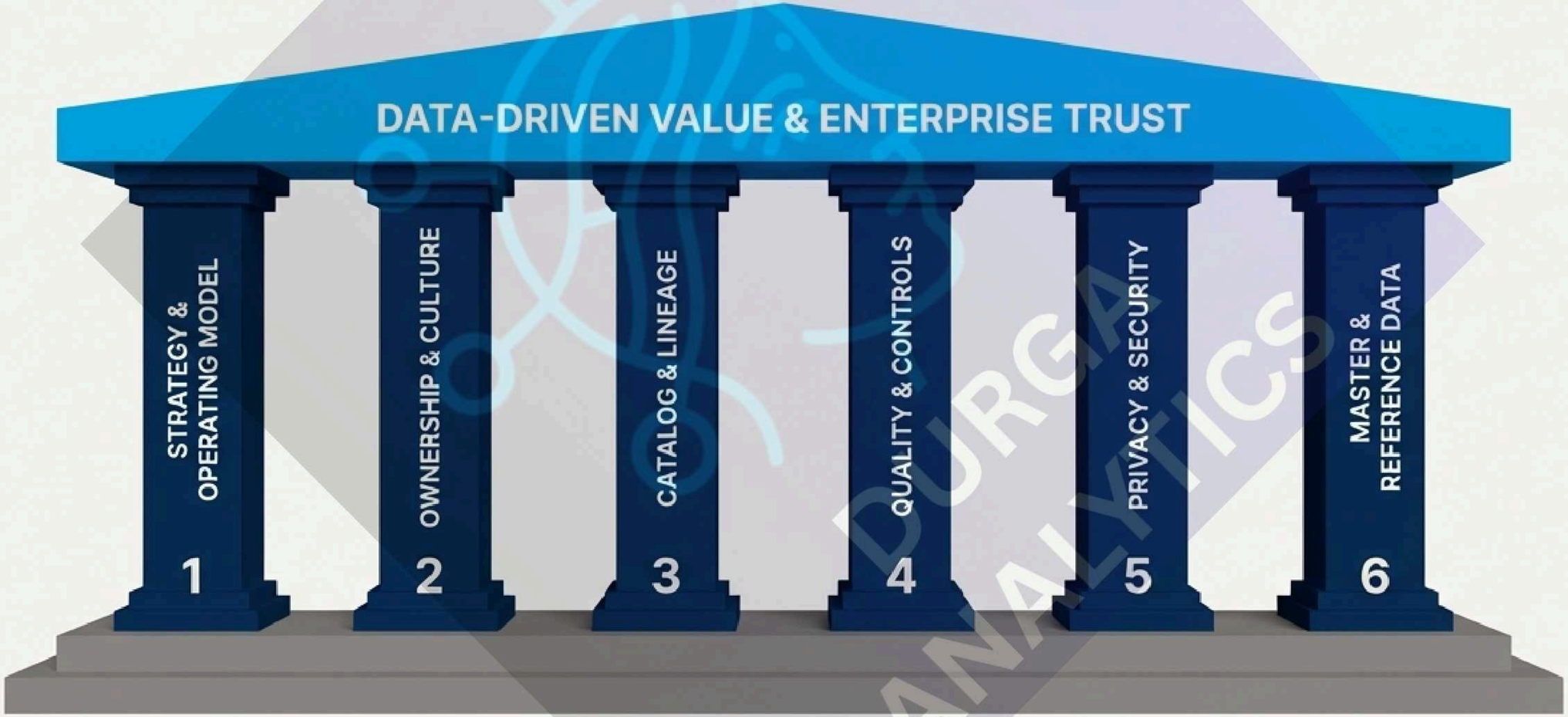

© 2025 Durga Analytics. All rights reserved

1 Strategy, Principles & Operating Model

To align the governance program with your business and digital strategy, defining the scope, priorities, and structure for success.

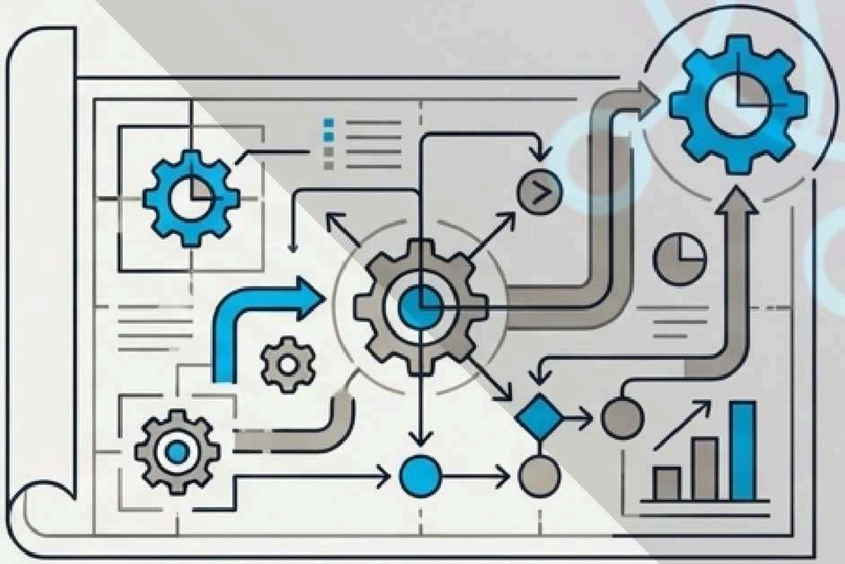

Key Components

- Data vision & governance principles.
- Defined scope and priorities (domains, regulations, critical data elements).
- Governance structure: steering committee, data council, domain councils.
- Operating model with a clear RACI across business, IT, risk, and compliance.

© 2025 Durga Analytics. All rights reserved

2 Data Ownership, Stewardship & Culture

To establish clear accountability for data assets and foster a “data as product” mindset across the organization.

Key Components

Data owner and data steward role definitions, KPIs, and incentives.

Domain-based ownership mapped to products, customers, locations, etc.

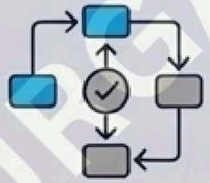

Stewardship processes for definition changes, issue management, and approvals.

Awareness and training programs.

© 2025 Durga Analytics. All rights reserved

3 Data Catalog, Metadata & Lineage

To create a single source of truth for data definitions, meaning, and provenance, enabling self-service analytics and trust.

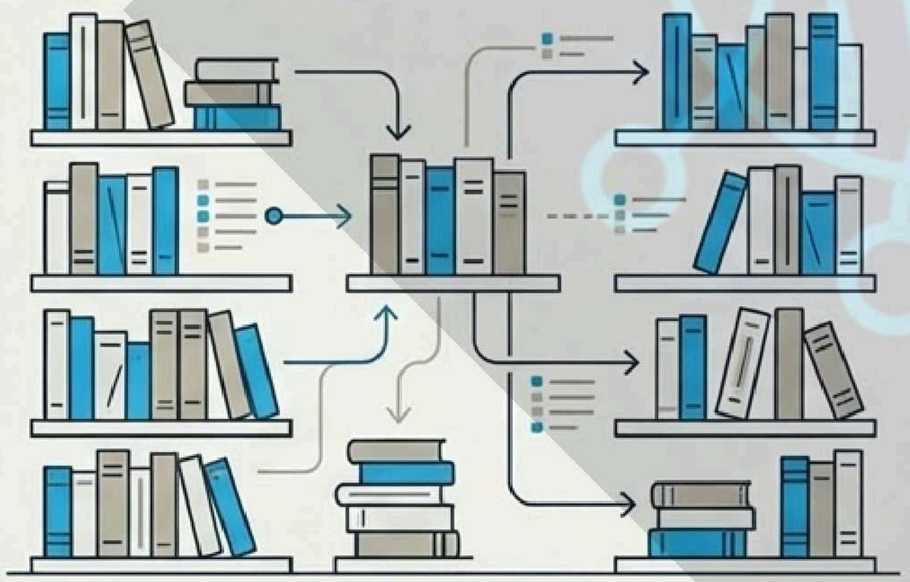

Key Components

- Business glossary with common definitions for KPIs and critical attributes.
- Capture of technical metadata and end-to-end lineage.
- Tool selection/optimization (Collibra, Alation, Purview, etc.).
- Processes for onboarding new datasets and maintaining metadata quality.

DURGA ANALYTICS

© 2025 Durga Analytics. All rights reserved

4 Data Quality, Controls & Issue Management

To establish a proactive framework for measuring, monitoring, and remediating data quality issues at scale, moving from cleanup to prevention.

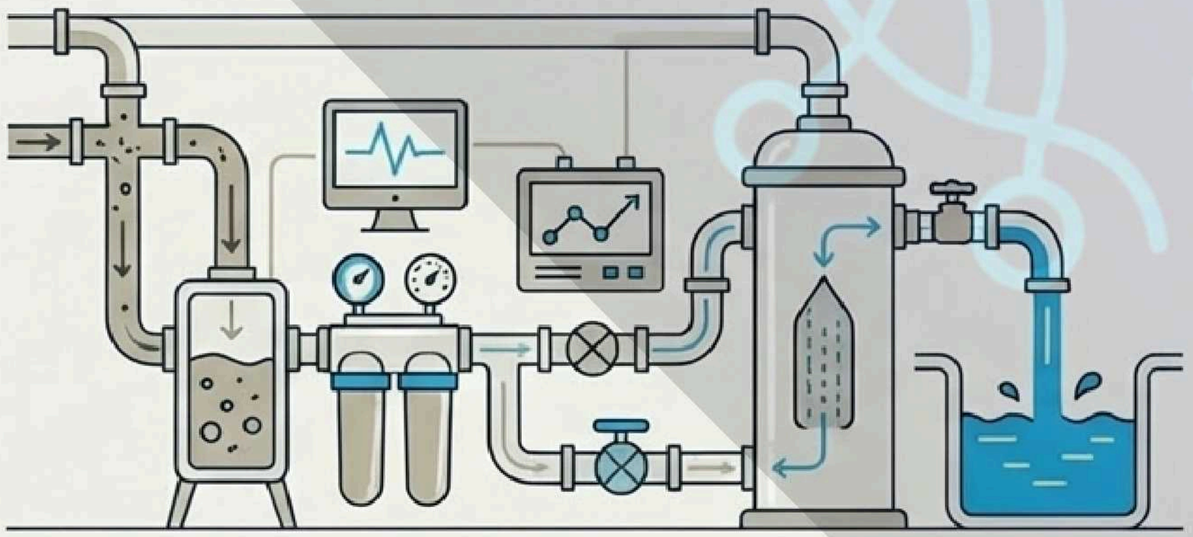

Key Components

- Enterprise Data Quality (DQ) framework: dimensions, rules, and scoring.
- Implementation of automated DQ checks at ingestion and transformation.
- Data quality dashboards and scorecards by domain.
- Issue logging, triage, and remediation workflows.

© 2025 Durga Analytics. All rights reserved

5 Privacy, Security & Compliance

To protect sensitive data and ensure alignment with regulatory obligations, building trust with customers and auditors.

Key Components

- Data classification scheme and handling guidelines.
- Access control patterns (RBAC), masking, tokenization, and encryption approaches.
- Alignment with regulatory obligations like GDPR.
- Controls for AI and advanced analytics use of governed data.

© 2025 Durga Analytics. All rights reserved

6 Master Data, Reference Data & Lifecycle

To ensure critical business entities (like Customer, Product) are consistently defined and managed across the enterprise.



Key Components

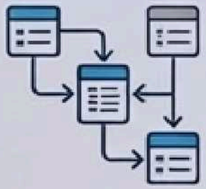

Conceptual and logical models for key master data domains.



'Golden record' strategy (central MDM vs. domain MDM).

Data lifecycle management: creation, archival, and deletion policies.

Integration patterns with data platforms, warehouses, and lakes.

© 2025 Durga Analytics. All rights reserved

Our Delivery Approach: From Assessment to Embedded Governance

Phase 1

Current-state assessment of pain points and maturity. We deliver a target-state model, architecture, quick wins, and a prioritized roadmap.

Phase 2

We design detailed processes and roles, configure tooling, and stand up governance for the initial 1-2 domains (e.g., customer, product).

Phase 3

We scale governance to additional domains, embed checkpoints into the SDLC, and establish ongoing councils and scorecards.

DURGA ANALYTICS

© 2025 Durga Analytics. All rights reserved

What You Get: Your Tangible Governance Artifacts

Our program leaves you with a fully documented and operational capability, not just a slide deck of recommendations.

Strategic

- ✓ Governance Charter
- ✓ Target Operating Model
- ✓ 12–24 Month Roadmap

Operational

- ✓ Role Descriptions
- ✓ RACI Matrices
- ✓ Business Glossary
- ✓ DQ Rules Catalog
- ✓ Stewardship Processes & SOPs

Technical

- ✓ Tooling Blueprint (Catalog, Lineage, DQ, MDM)
- ✓ Data Classification Policies
- ✓ Control Patterns

DURGA ANALYTICS

© 2025 Durga Analytics. All rights reserved

Technology-Agnostic, Platform-Aware

Our blueprint is designed to work with your technology stack. We help you define the right processes and operating model to maximize the value of your investments.

Data Platforms	Governance Tools	BI & AI Platforms
snowflake	Collibra	tableau
databricks	Alation	Power BI
Google BigQuery	Informatica	Amazon SageMaker
amazon REDSHIFT	Azure Purview	Google Vertex AI
Azure Synapse Analytics		

DURGA ANALYTICS

© 2025 Durga Analytics. All rights reserved

Illustrative Impact: A Financial Services Client Success Story

Client

Global Financial Services Firm

Challenge

Inconsistent risk reporting leading to significant manual reconciliation effort and delays in regulatory filings.

Lack of a clear 'golden source' for customer data was stalling a new digital product launch.

Solution

Implemented the DurgaGovern framework, starting with the 'Risk' and 'Customer' domains.

Established a data council, defined a business glossary in Collibra, and rolled out automated DQ checks on critical data elements.

Results

40%

reduction in manual reconciliation time for key risk reports.

Audit-ready lineage

delivered for all critical regulatory reports.

3 weeks

Accelerated new product data onboarding by

© 2025 Durga Analytics. All rights reserved

Your Partners: A Blend of Governance, Risk, and Engineering Leaders

Our consultants have deep experience across banking, energy, retail, and digital-native enterprises. We bring a practical blend of data strategy, architecture, risk, compliance, and engineering to every engagement.

The Strategist

Ex-CDOs and data leaders who align governance to business value.

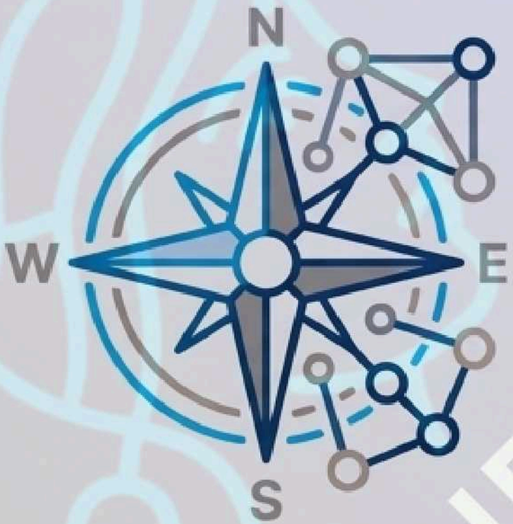

The Architect

Deep platform engineers who design practical solutions on modern data stacks (Databricks, Snowflake, GCP, Azure).

The Risk Officer

Former compliance and risk leaders who ensure the framework is audit-ready and meets regulatory requirements.

DURGA ANALYTICS

© 2025 Durga Analytics. All rights reserved

Flexible Engagement Models to Match Your Maturity

Focused Domain Governance

Ideal for starting in one critical area (e.g., Customer, Finance).

- **Scope:** 1-2 domains, quick wins
- **Duration:** 6-10 weeks

From US$40k–60k

Enterprise Governance Foundation

For establishing a central capability to roll out enterprise-wide.

- **Scope:** 3-6 domains, full operating model + tooling blueprint
- **Duration:** 12-24 weeks

From US$90k–160k

Managed Governance & Stewardship

Ongoing support as your governance partner.

- **Scope:** Co-running councils, managing tools, tracking DQ
- **Duration:** Monthly Retainer

Custom

DURGA ANALYTICS

© 2025 Durga Analytics. All rights reserved

Let’s Build Your Governance Roadmap

The first step is a complimentary Governance Assessment. In a 90-minute workshop, we will help you diagnose your key challenges and map a path forward.

What the Assessment Includes:

- ✓ A structured review of your top data pain points and business priorities.
- ✓ A high-level maturity scorecard against our Six Pillars framework.
- ✓ A draft 1-page roadmap outlining potential quick wins and a strategic path forward.

Request Your Complimentary Assessment

DURGA ANALYTICS

© 2025 Durga Analytics. All rights reserved

DURGA
ANALYTICS

Email: contact@durgaanalytics.com
Website: www.durgaanalytics.com
WhatsApp: +91 9560116736

LinkedIn · YouTube

Durga Analytics — Data Strategy · Governance · Quality · Privacy & Security · AI Readiness

© 2025 Durga Analytics. All rights reserved